



FANMASTER

COOLING HEATING VENTILATION EXTRACTION

INSTRUCTION MANUAL



WALL EXHAUST FAN

MODEL: IWEL200, IWEL250, IWEL300, IWEL350, IWEL400

FOR INDUSTRIAL USE ONLY

1 YEAR WARRANTY

TO PREVENT SERIOUS INJURY, READ & UNDERSTAND ALL WARNINGS & INSTRUCTIONS BEFORE USE. PLEASE KEEP THIS DOCUMENT FOR YOUR RECORDS

FOR YOUR INFORMATION

Thank you for purchasing a Fanmaster wall exhaust fan. Please read this instruction manual carefully before using this appliance.

Disclaimer:

Fanmaster reserves the right to make alterations to specifications, quantities, dimensions, for production or other reasons, subsequent to publication.

While we believe the information is accurate and complete, we make no warranty or representation for any particular purposes. The information is offered in good faith and with the understanding that any use of the units or accessories in breach of the directions and warnings in this document is at the sole discretion and risk of the user

Disposal Guidelines:

Do not dispose of this product with general household waste. This product must be disposed according to the laws governing Waste Electrical and Electronic Equipment. If required, contact your local authorities for information regarding the available disposal facilities.



1. GENERAL SAFETY RULES & WARNINGS



- PLEASE READ INSTRUCTIONS CAREFULLY.
- PLACE INSTRUCTION MANUAL IN A SAFE PLACE FOR FUTURE REFERENCE. DO NOT ALLOW ANYONE WHO HAS NOT READ THESE INSTRUCTIONS TO ASSEMBLE, ADJUST OR OPERATE THIS APPLIANCE.
- IF THE INFORMATION IN THIS MANUAL IS NOT FOLLOWED EXACTLY, A FIRE OR EXPLOSION MAY RESULT IN CAUSING PROPERTY DAMAGE, SERIOUS INJURY OR LOSS OF LIFE.
- FAILURE TO COMPLY WITH THE PRECAUTIONS AND INSTRUCTIONS PROVIDED WITH THIS APPLIANCE, CAN RESULT IN DEATH, SERIOUS INJURY AND PROPERTY LOSS OR DAMAGE FROM HAZARDS OF FIRE, EXPLOSION, BURN, AND/OR ELECTRICAL SHOCK.
- ONLY PERSONS WHO CAN UNDERSTAND AND FOLLOW THE INSTRUCTIONS SHOULD USE OR SERVICE THIS APPLIANCE. IF YOU NEED ASSISTANCE OR REQUIRE INFORMATION SUCH AS AN INSTRUCTION MANUAL, LABELS, ETC. CONTACT FANMASTER.
- DO NOT ATTEMPT TO MAKE ANY MODIFICATIONS TO OR REPAIR THIS APPLIANCE BY YOURSELF.
- DO NOT STORE OR USE GASOLINE, PETROL OR ANY OTHER FLAMMABLE OR COMBUSTIBLE VAPORS AND LIQUIDS IN THE VICINITY OF THIS APPLIANCE.
- THE ELECTRICAL SYSTEM TO WHICH THE APPLIANCE IS CONNECTED MUST COMPLY WITH LOCAL REGULATIONS. A RESIDUAL-CURRENT DEVICE (RCD) MUST BE INSTALLED.
- DISCONNECT THE APPLIANCE BEFORE PERFORMING ANY MAINTENANCE OPERATIONS.
- DO NOT LEAVE THE APPLIANCE UNATTENDED WHEN IN USE.
- NEVER USE THE APPLIANCE WITH WET HANDS.
- CHILDREN SHOULD BE SUPERVISED TO ENSURE THAT THEY DO NOT PLAY WITH THE APPLIANCE.
- THE APPLIANCE IS NOT INTENDED FOR USE BY PERSONS (INCLUDING CHILDREN) WITH REDUCED PHYSICAL, SENSORY OR MENTAL CAPABILITIES, OR LACK OF EXPERIENCE & KNOWLEDGE.
- DO NOT PUT UNNECESSARY OBJECTS INTO THE AIR OUTLET AS THIS WILL CAUSE DAMAGE TO THE FAN AND COULD LEAD TO INJURY.
- DO NOT CLIMB UP OR STACK OBJECTS ON THE APPLIANCE.
- DO NOT PLACE BURNING APPARATUS NEAR THE APPLIANCE AS IT MAY CAUSE CARBON MONOXIDE POISONING. PRECAUTIONS MUST BE TAKEN TO AVOID THE BACK FLOW OF GASES INTO THE OPEN FLUE OF GAS OR OTHER FUEL BURNING APPLIANCES.
- DO NOT PLACE THE APPLIANCE CLOSE TO WALLS, CURTAINS AND OTHER MATERIAL AS IT WILL RESTRICT THE AIR INTAKE.

2. PRODUCT DESCRIPTION & SPECIFICATIONS

PRODUCT DESCRIPTION

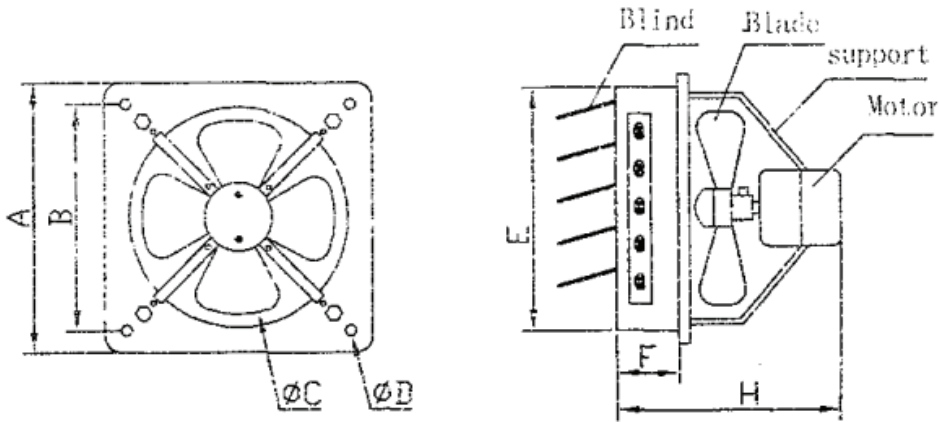
The Fanmaster Industrial Wall Exhaust Louvred Fans are thorough wall exhaust fans suitable for industrial, commercial or domestic applications. The Industrial Wall Exhaust Fan can be used to extract heat, air or dust, or to ventilate a factory or garage.

SPECIFICATIONS

MODEL	IWEL200	IWEL250	IWEL300	IWEL350	IWEL400
Air Flow (L/s)	217	233	300	630	800
dBa	<45	<50	<58	<65	<67
Fan Diameter (mm)	200	250	300	350	400
Motor (K/W)	0.028	0.028	0.045	0.075	0.145
Voltage (V/Hz)	220-240V/50	220-240V/50	220-240V/50	220-240V/50	220-240V/50
Current (A)	0.12	0.12	0.19	0.31	0.60
Plug Connection	Hardwired	Hardwired	Hardwired	Hardwired	Hardwired
Fan Speed	1	1	1	1	1
Weight (KG)	2.7	3.1	3.7	4.8	8.2

ENVIRONMENT OF USE

- 1. Ambient temperature: -20°C~ 55°C.
- 2. The max relative humidity is ≤ 90% Below 1000 metres altitude.



MODEL	DIMENSIONS (mm)						
	A	B	C ^Φ	D	E	F	H
IWEL200	294	255	200	11	232	50	175
IWEL250	318	285	250	11	270	55	200
IWEL300	376	349	300	12	334	48	220
IWEL350	453	415	350	12	398	50	220
IWEL400	480	438	400	15	430	60	270

3. INSTALLATION

Remove the appliance from the carton. If the appliance is damaged, please contact Fanmaster or where you purchased the appliance from.

- A qualified tradesperson is required to install this appliance.
- Appliance to be installed with the louvres facing outside of the building.
- Prepare an opening in wall. Depending on wall type, the appliance will have to be boxed in with a timber frame or gal angle. Refer to figure 1 regarding box frame and dimensions table.
- Flashing and/or foam seal tape will be required.
- Secure the appliance to wall with the appropriate fastenings.
- Test run the appliance to ensure free rotation of the blade and vibration free operation.
- *This appliance must be installed by a licensed electrician. All connections must be in accordance with any local regulations. The licensed electrical installer must ensure that an approved means of disconnection be incorporated into the fixed wiring.*

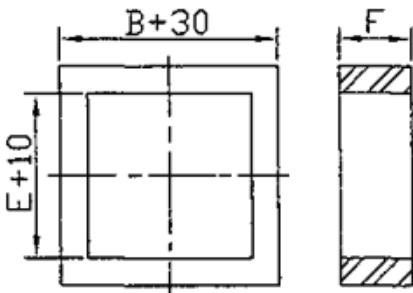
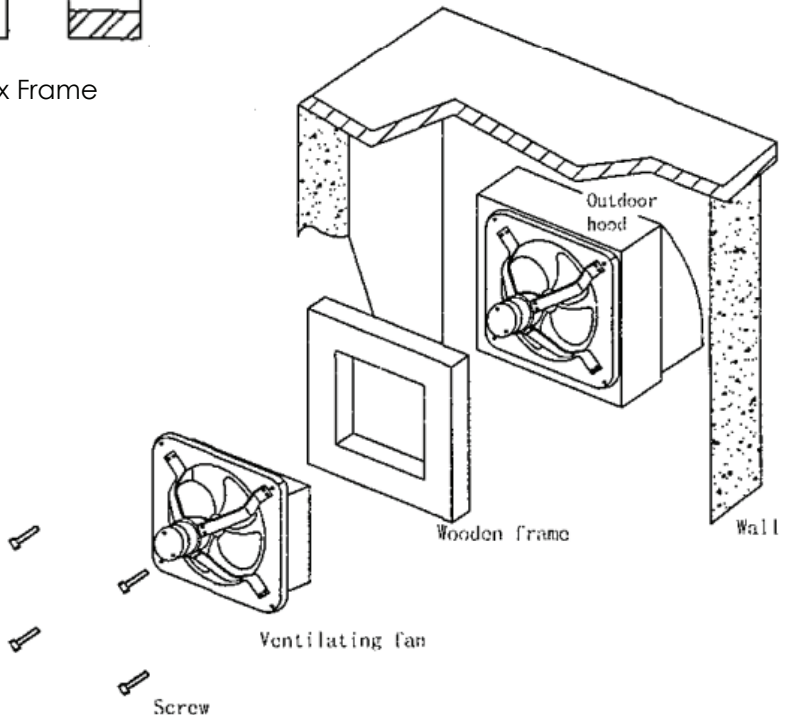


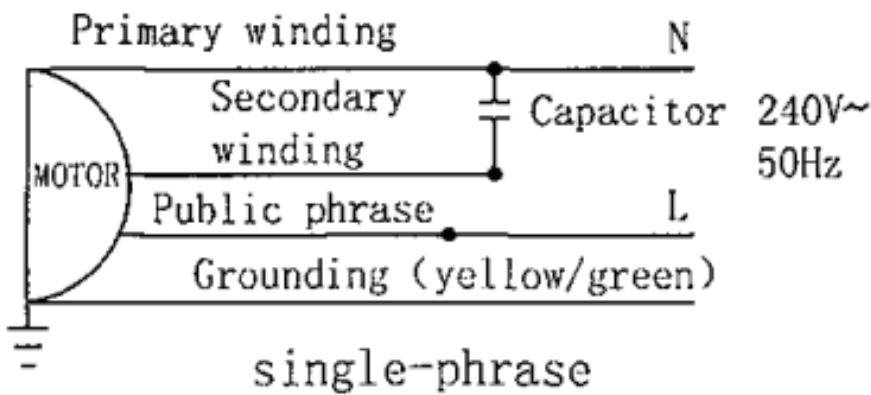
Figure 1. Box Frame



4. TROUBLESHOOTING

ISSUE	CAUSES	SOLUTION
Unable to turn on	1. No Power Connection 2. Switch Failure 3. Phase Failure 4. Low voltage	1. Check power supply 2. Replace switch 3. Check phase 4. Check voltage
Excessive noise	1. Fan blade dirty, deformed or damaged 2. Motor wear 3. Blockages the outlet	1. Change fan blade or adjust bracket 2. Replace motor 3. Remove objects

5. WIRING DIAGRAM



6. WARRANTY

Any claim under this warranty must be made within 12 months of the date of purchase of the product. To make a claim under the warranty, take the product (with proof of purchase) to the store where you purchased the product or go to <https://www.fanmaster.com.au/support>.

This warranty is given by Fanmaster Pty Ltd
ABN: 45 353 934 457
Unit 1/6-8 Yalgar Rd, KIRRAWEE NSW 2232
P: 1300 900 345
E: support@fanmaster.com.au

This warranty is provided in addition to other rights and remedies you have under law: Our goods come with guarantees which cannot be excluded under the Australian Consumer Law. You are entitled to replacement or refund for a major failure and to compensation for other reasonably foreseeable loss or damage. You are also entitled to have the goods repaired or replaced if the goods fail to be of acceptable quality and the failure does not amount to a major failure.

Exclusions: This warranty does not cover:

- Any defects caused by an accident, misuse, abuse, improper installation or operation, lack of reasonable care, unauthorized modification, loss of parts, tampering or attempted repair by a person not authorized by the distributor.
- Any product that has not been installed, operated or maintained to a satisfactory level.
- Any damage caused by improper power input or improper cable connection.

7. WARRANTY VALIDATION

Register Your Product

> Warranty Management

Validate your warranty, and receive notification 14 days prior to expiration.

> Warranty Extension Available

Add extended warranty to give you peace of mind.

> Product Updates

Latest news and updates on Fanmaster products.



REGISTER

www.fanmaster.com.au/warranty-registration



Fanmaster Pty Ltd | 1/6-8 Yalgar Road, KIRRAWEE NSW 2232
1300 900 345 | sales@fanmaster.com.au | www.fanmaster.com.au



N11664
MADE IN CHINA