

Installation Instructions and User Guide

Tastic[®] Luminate[®] Module

Model: 34601 Tastic Luminate[®] Vent & Light Module White

Model: 35601 Tastic Luminate[®] Vent Module White

Model: 36611 Tastic Luminate[®] Heat Module White

Electrical Rating: 230~240 V. 50 Hz.

Whilst every effort is made to provide current information at the time this Installation Instructions and User Guide was produced, continuing product improvements mean the enclosed specifications, images and literature may differ from what is actually available.

Welcome

Thank you for buying this IXL Tastic Luminate®. Even if you have used a Tastic before, there are very good reasons to read this user guide before using this one:

- You and your family, property and home will be safe from harm.
- You will learn how this appliance may differ from others.
- By using the Tastic Luminate® fully and properly, you will get maximum life and value from it.
- Our warranty depends on you using the Tastic Luminate® according to this user guide.

It will only take you a few minutes, so please read on!

Contents

Tastic Luminate® Module Range	Pg 3
Safety	Pg 4
How it Works	Pg 5
Ventilation Requirements	Pg 6
Overview	Pg 6
Heat Lamp Replacement	Pg 7 - 8
Replacement Lamps	Pg 9
Cleaning and Maintenance	Pg 9
FAQs	Pg 10
Products	Pg 11
Warranty	Pg 12 - 13
Warranty Registration	Pg 16

CAUTION!

**READ ALL SAFETY PRECAUTIONS AND
INSTRUCTIONS CAREFULLY BEFORE
INSTALLATION AND OPERATION.**

Tastic®

Tastic Luminate Range



34601 Tastic Luminate® Vent & Light Module White

- 15W LED - Warm / Cool
- Cutout 332mm x 214mm
- 170mm Ducted Blower
400m³/hr or 111 l/s



35601 Tastic Luminate® Vent Module White

- Cutout 332mm x 214mm
- 170mm Ducted Blower
400m³/hr or 111 l/s



36611 Tastic Luminate® Heat Module White

- 1 x 800W Tungsten Halogen Heat Lamp
- Hardwired
- Cutout 332mm x 292mm

Read through these instructions completely before commencing installation.



- When installed, the Tastic Luminate® appliance shall, under no circumstance, be covered with insulating material or similar material.
- This Tastic unit must be installed horizontally in the ceiling.
- To prevent overheating do not place any object within 1 metre of heat lamps.

NOTE: This product must be installed by a qualified installer.

Locate the Tastic® in accordance with the requirements of the current Australian/New Zealand Wiring Rules AS/NZS 3000 relating to damp situations.

In some installations this may mean that no part of these Tastic® may be located directly above any part of a bath or shower recess or enclosure. For unenclosed showers refer to Wiring Rules conditions. Switches and other controls must not be located where they can be touched by a person in the bath or shower.

- Do not look directly into heat lamps when in use.
- Tastic products are not tanning lamps.
- Make sure the lamps have cooled and power is off to the Tastic before removing lamps for replacement.
- Do not operate this appliance without the fascia or glass panels in position.
- This appliance is not intended for use by persons (including children) with reduced physical, sensory or mental capabilities, or lack of experience and knowledge, unless they have been given supervision or instruction concerning use of the appliance by a person responsible for their safety.
- Young children should be supervised to ensure they do not play with the appliance.
- This appliance must be mounted with the lowest point at least 2.2 metres from the floor.
- This appliance must not be mounted immediately below a socket outlet.
- Regulations concerning the discharge of air have to be fulfilled.

WARNING: Curtains or combustible material may ignite if in contact or close proximity with the heater.

SAFETY FEATURES

Thermal Switch (Heat Module only)

When for any reason the temperature inside the unit reaches 65°C, the thermal switch will cut off power to the Tastic Luminate. When the temperature drops, the thermal switch will automatically reset and reconnect the power.

In such a case Customer Service should be called as this is not normal operation.

The IXL Luminate® Module range has been designed to exacting standards to give you many years of free operation. To ensure you get the most from your Module there are a few simple points to keep in mind.

Heat Lamps

The IXL Tastic Luminate® Heat Module uses 800W tungsten halogen heat lamps in conjunction with reflective elements, for a more efficient dispersion of radiant heat. The tungsten halogen lamps provide instantaneous heat, and are designed to heat you and not your bathroom - that's the efficient way infrared heat works. To get the full benefit of Luminate's tungsten halogen warmth, stand directly under the heat lamps. IXL's exclusive halogen lamps have been designed specifically for this application, and concentrate their heat for maximum effectiveness.

Make sure you have the Luminate model that suits your bathroom ceiling height. This Tastic Luminate is manufactured to offer peak performance with bathroom ceiling heights up to 2.7m. If your bathroom ceiling is higher than 2.7m, more than one heat module may be required, depending on desired comfort levels.

Ventilation

To ensure optimum performance of the exhaust fan, it is essential that there is adequate air flow into your bathroom to help the Luminate's efficient exhaust fan to remove steam while you shower, venting directly outside. Your Luminate® works by drawing steam-laden air from the room, and as with all exhaust fans it is essential that sufficient air inlets are provided. Ensure adequate inlets exist through windows, vents or under the door. Air flow path from fresh air inlets (refer to Fig. 1) to fan should ideally pass over the steam source.

The Ventilation modules are suitable for use on their own in bathrooms (with shower) up to 20m³ in volume. If your bathroom is bigger than this, a secondary fan ventilation unit may be required, depending on bathroom layout.

We recommend that you visit our website for further details and suggestions on effectively ventilating your bathroom.

LED Panel

The LED panel in Tastic Luminate® is designed to provide room lighting in your bathroom and can be operated in either Cool(4000K) or Warm(3000K) light modes.

For specific tasks like shaving or putting make-up on, you may need extra lighting to suit your individual needs.

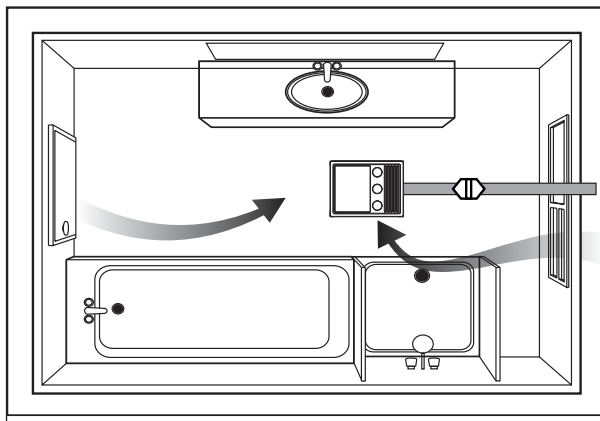


Fig.1: Ideal placement of Tastic®. Sufficient air inlets into room are required

Overview

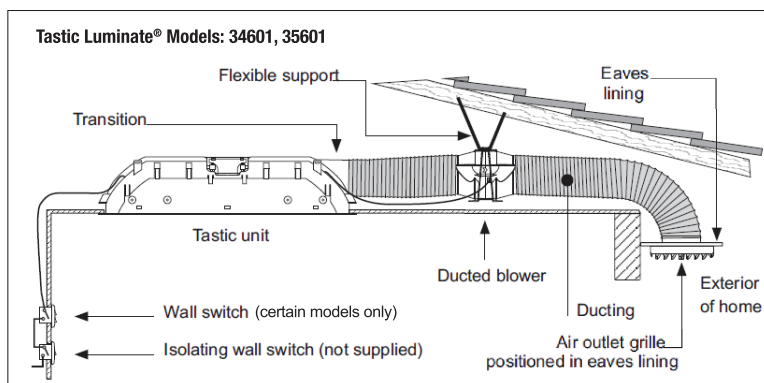


Fig. 2: Layout of Tastic Luminate® Vent and Vent & Light.

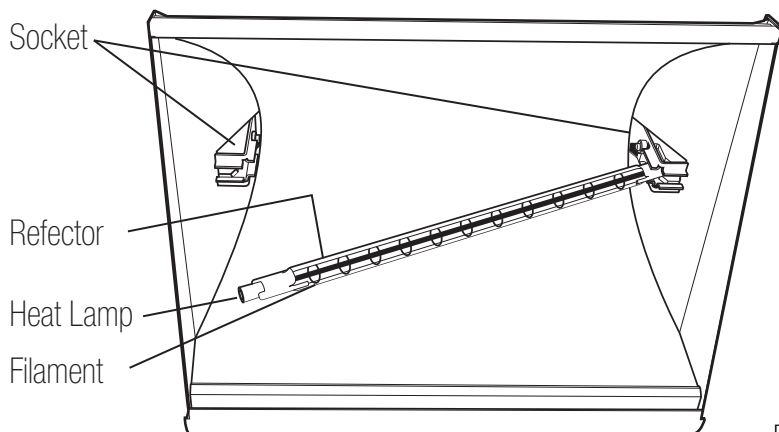


Fig. 3

Preparing

Turn the heat lamp off and let it cool for at least 5 minutes. For extra safety, switch the power off at the isolating switch.

Position a sturdy ladder of sufficient height to let you safely and comfortably reach the Tastic Luminate®. Ask someone to hold the ladder if you can.

Removing Glass Shield

With one hand gently press the glass shield (at a point close to the curved side of the reflector) 5mm towards the ceiling and carefully slide it towards the curved.

Hold your other hand below the other end of the shield to catch it when it drops.

If the shield chips, cracks or breaks, do not use the heat lamp without it. Replace it with IXL Tastic Luminate® Tempered Glass Shield (Part 12200), not normal household glass.

Removing Heat Lamp

A spring-loaded socket holds each end of the heat lamp.

Gently grasp the heat lamp and push it towards one socket.

When it is free of the other socket, carefully pull the heat lamp down towards you.

The heat lamp is not recyclable. Dispose of it like a normal incandescent light globe (i.e. unbroken, with your general waste, wrapped in any paper or cloth you used).

Fitting New Heat Lamp

Natural skin oils and salts damage new halogen lamps and shorten their life.

Only handle a new heat lamp with soft, dry, clean, lint-free cloth or paper. You can wear gloves, cover your fingers or wrap the heat lamp until it is installed (so long as you remove all cloth or paper when finished).

If your skin touches a new heat lamp, wipe it gently with cloth or paper.

The heat lamp is half coated with a white reflector. When you grasp the heat lamp, face the back of the reflector to the ceiling (so you can see the heat lamp's filament). Not doing this will reduce performance.

- Fit one end of the heat lamp into a socket and gently push it away from the other socket.
- When there is enough room, fit the other end of the heat lamp into its socket.
- Gently rotate the heat lamp to ensure it is correctly seated (i.e. it looks like the old one did before you removed it).
- Replace the glass shield by reversing the directions for removing it.
- Switch the power on and test the heat lamp.

NOTE: Replacement with any other lamps other than those listed below may cause damage to the Tastic Luminate® Module and void the warranty.

Heat Lamps

The IXL Tastic lamps have been specially developed for best performance.
R7s, 800W max. IXL Cat No. 11380

NOTE: Replace only with genuine IXL approved infra red halogen heat lamps.

LED Panel

The Tastic Luminate® LED is only available from IXL Home.
Please contact IXL Home.

Cleaning & Maintenance

WARNING: Always make sure the unit is turned off and allow all lamps to cool before cleaning.

Maintenance of the Tastic Luminate® Module is required to ensure the quality of the product and functions are maintained.

It is recommended that the Tastic Luminate® Module body, fascia and lamps be checked and cleaned every 2 years.

To clean the fascia and air inlet of dust and lint use a vacuum with a brush attachment, alternatively a damp cloth with liquid glass cleaner can also be used.

Cleaning and maintenance will help to preserve the life-span and performance of the Tastic Luminate® Module.

Note: Position a sturdy ladder of sufficient height to let you safely and comfortably reach the Tastic Luminate®. Ask someone to hold the ladder if you can.

NOTE: Do not remove the Tastic Luminate® Module from the ceiling. Your Tastic Luminate® Module will be serviced in your home.

If service is required, please contact IXL's Customer Service on 1300 727 421.

Frequently asked questions

Q Will my Tastic Luminate® heat my bathroom?

A No, your Tastic Luminate® is designed to provide infra red radiant heat to warm the body when standing directly underneath. It is not designed as a room heater.

Q Can I install my Tastic Luminate® directly above a shower recess?

A Both the Luminate® Vent and Vent & Light modules can be installed directly above a shower recess. A Luminate heat module cannot.

Q Why is my Tastic Luminate® making noise?

A All Luminate's create some noise due to the rapid movement of air through the Luminate®. You may also notice a ticking noise as the unit heats or cools from operating the heat. These are minor expansion/contraction sounds during heat up and cool down. These are not considered to be a product fault.

Q Can the Tastic Luminate® duct vertically through the roof?

A Yes, you can use rigid 150mm diameter duct with appropriate fixings, termination and flashing this must only be performed by a qualified person.

Q My Tastic unit's extraction fan doesn't seem to be removing all the moisture and steam from my bathroom?

A There are a number of factors that will influence the exhaust fan's performance. Firstly you can improve your cross ventilation via an open door or window; refer to page 6 of the instructions for details on improving the room's air flow.

If you live in a traditionally cooler climate, in the winter months during hot showers, you may notice that there is more moisture and condensation build up. If this is the case, you may wish to improve your natural ventilation or invest in an additional exhaust fan.

Bathrooms which have high ceilings, are larger than average, or have an open shower may all require additional ventilation. We recommend that you visit our website for further details and suggestions on effectively ventilating your bathroom.

IXL Tastic Luminate Range

Within the IXL Tastic Luminate® range, there are a number of products available:

- Tastic Luminate Essential™ Single
(model no. 316111)
- Tastic Luminate Essential™ Dual
(model no. 32611)
- Tastic Luminate® Vent & Light Module
(model no. 34601)
- Tastic Luminate® Vent Module
(model no. 35601)
- Tastic Luminate® Heat Module
(model no. 36611)

IXL Range: Accessories

- Genuine IXL Heat Lamps
(model no. 11380)

Tastic Luminate® by IXL Home Pty. Ltd Warranty

1. IXL Home Tastic® products come with guarantees that do not exclude the following consumer entitlements under the Australian and New Zealand Consumer Law:
 - a. replacement or refund for a major failure and compensation for any other reasonably foreseeable loss or damage; and
 - b. to have the goods repaired or replaced if goods fail to be of acceptable quality and the failure does not amount to a major failure.
2. IXL Home warrants that your product and related supply will be free from defects in materials and workmanship during the warranty term. Your in home warranty term is five years with a two year replacement warranty on the heat lamps, exhaust fan & LED panel, commencing from the date of purchase. IXL Home acknowledges this product requires professional installation and product removal is hazardous to consumers, accordingly any necessary inspections and services will be carried out on site. You should not attempt de-installation.
3. Subject to Point 1, IXL Home will repair any defects in materials and workmanship during the warranty term and if the product is deemed irreparable provide a replacement of an equivalent current model where the balance of the warranty period from the original date of purchase will take effect. Also subject to Point 1, where the exhaust fan is installed into an environment that has limited access and the unit needs to be serviced or replaced under warranty, a replacement exhaust fan will be supplied free of charge by IXL Home however, all associated reinstallation charges will be borne by the owner.
4. To the fullest extent permitted by law and subject always to Point 1, IXL Home will not be liable for:
 - a. any loss or damage arising from loss of use, loss of profits or revenue; or
 - b. for any indirect or consequential loss or damage resulting from any breach of this warranty against defects.
5. Defective IXL Home Tastic® products may be repaired using refurbished parts or if required, completely replaced by a refurbished product of the same type.

Limitations to Your IXL Warranty

6. Subject to Point 1, this Warranty:
 - a. will only be provided to the original purchaser where the original purchase was made from a IXL Home Authorised Dealer or Reseller and proof of such purchase can be presented at the time of service;
 - b. only applies to IXL products purchased in Australia and New Zealand from an IXL Home Authorised Dealer or Reseller;
 - c. will not apply where the defect in or failure of the product is attributable to misuse, abuse, accident or non-observation of the manufacturer's instructions. This product must be used in accordance with the manufacturer's instructions;
 - d. will not cover faults due to normal wear and tear with reasonable use nor consumable components such as globes, filters, glass items etc;

- e. will not cover any damages or problems caused to this product by natural forces eg. storm, fire, flood, and earthquake; or by intrusion or accumulation (or both) of foreign matters eg. dust, soil, and moisture. IXL Home recommends that you take out appropriate insurances to protect your product to this end;
- f. will not apply if this product is installed in a mobile dwelling eg. caravan or boat;
- g. will not apply if this product is removed from the location where it was first installed;
- h. is immediately void if the serial or model number label is removed or defaced;
- i. is immediately void if the product is serviced or repaired by a unauthorised/unqualified personnel;
- j. covers use of this product for domestic use only;
- k. will not be restarted or extended upon repair or replacement of the product or a part;
- i. will not extend to installation of the unit or any associated wiring or any damage caused by installation or wiring.

How to make a claim under your IXL Warranty

- 7. To make a claim under this Warranty you will need to:
 - a. contact IXL Home customer service department on 1300 727 421 or service@ixl.com.au for Australia and 0800 727 421 service@ixlhome.co.nz for New Zealand to provide details and register your claim enabling a IXL Home assessment;
 - b. submit proof of purchase with your claim eg. tax invoice or purchase receipt;
 - c. where a property has been constructed by a builder/developer and it is fitted with IXL products, please submit proof of purchase by way of the certificate of occupancy, with your claim.
- 8. IXL Home will contact you to make arrangements for service on site.
- 9. Subject to Point 1, you will be responsible for any costs relating to the provision of your product to a IXL Home Authorised Service Dealer .
- 10. Subject to Point 1, in the event you live more than 50 km from a IXL Home Authorised Service Dealer you may be subject to travel or transport costs to facilitate the repairing or replacement of your IXL product.
- 11. IXL Home and its Authorised Service Dealers reserve the right to seek reimbursement of any costs incurred by them should your IXL product be found to be in good working order.

Privacy

The privacy of your personal information has always been important to us. To learn more about how we collect, keep and use your personal information, please obtain a copy of our privacy statement by visiting our website at: www.ixlappliances.com.au or by contacting us via email on service@ixl.com.au or by telephone on 1300 727 421.

Tastic®

Notes

Tastic®

Notes



THIS FIBREBOARD CARTON
IS RECYCLABLE



Please
contact
your local
council
for product
disposal.

PLEASE RECYCLE ALL PACKAGING MATERIAL SUPPLIED WITH THIS PRODUCT

IXL
since 1858

15



Visit IXL Home website below to register your warranty details online.

Australia

www.ixlappliances.com.au/warranty

New Zealand:

www.ixlappliances.co.nz/warranty

For comments, questions or warranty matters:

IXL Home Pty Ltd

Australia

Free Call: 1300 727 421
service@ixl.com.au
www.ixlappliances.com.au

New Zealand:

Free Call: 0800 727 421
service@ixlhome.co.nz
www.ixlappliances.co.nz

TASTIC®, LUMINATE® and IXL® are trade marks of Alver Pty Ltd in Australia and New Zealand used under licence by IXL Home Pty Ltd.

