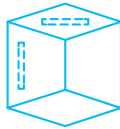




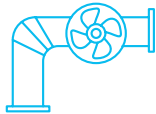
expella™



Slimline face plate for an unobtrusive and discreet air channelling solution



Can be mounted on the ceiling or wall offering flexibility when locating ventilation services



Suitable for use with inline ventilation systems

# LINEAR SLOT GRILLE

## Internal ventilation grille with plenum box

<b>Linear Slot Grille 600</b>	Linear Slot Grille 600mm with Plenum Box, White Powdercoat Aluminium	1LSG600B
<b>Linear Slot Grille 780</b>	Linear Slot Grille 780mm with Plenum Box, White Powdercoat Aluminium	1LSG780B
<b>Compatible Expella ventilation kits (sold separately):</b>		
Standard Inline Exhaust Kit		1406530
Quiet Flow Inline Exhaust Kit		1406220
Quiet Flow Multi Inline Exhaust Kit		1406340
Roof Exhaust Kit		1406500

Designed and engineered in Australia by Expella, the Linear Slot Grille is an internal diffuser designed for use with ducted inline ventilation systems. It has a streamlined, minimal appearance ensuring that the aesthetic qualities of an interior space are not compromised. Available in two lengths (600mm and 780mm), it has quick-fit snap in clips for fast and simple installation and a removable face plate for easy cleaning and maintenance.

# LINEAR SLOT GRILLE

Internal ventilation grille with plenum box

## PRODUCT FEATURES

- Long and narrow profile, available in two lengths
- Streamlined design that can be installed to create an unobtrusive vent on the ceiling or wall
- Suitable for use with inline ventilation systems
- High quality aluminium face-plate with a satin powder coat finish, available in black or white
- Designed to optimise air flow and simplify installation
- Low profile design (118 mm high)
- Easy to install with quick-fit snap in clips
- Removable face plate for easy cleaning and maintenance
- Designed and engineered in Australia by Expella



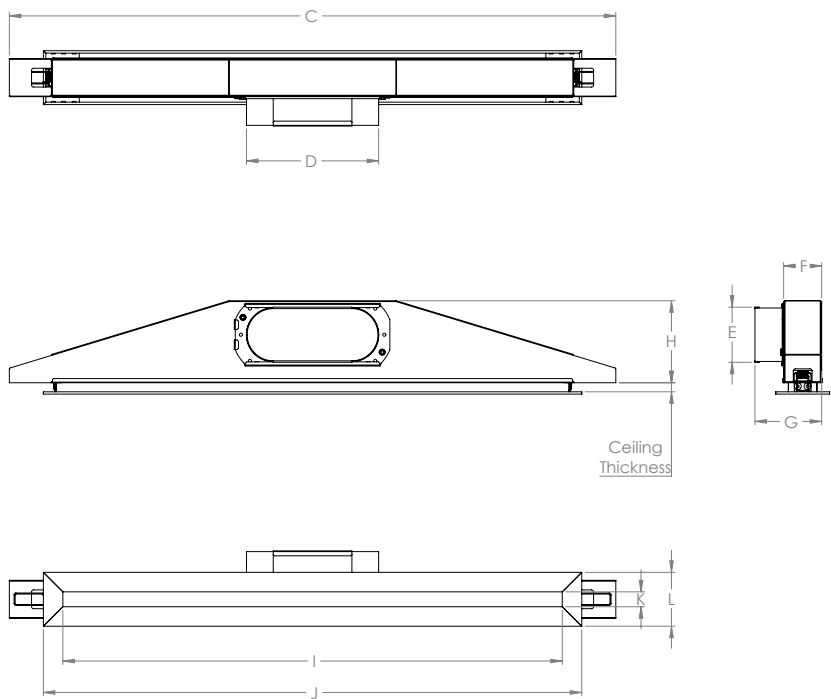
## SPECIFICATIONS

Suitable applications	Bathroom and laundry exhaust grille for inline ventilation systems, can be installed on the ceiling or wall																		
Material	<ul style="list-style-type: none"><li>• Plenum box: folded sheet metal with powder coat finish</li><li>• Fascia: aluminium profile with powder coat finish</li></ul>																		
Compatible duct size	150mm flexible duct (sold separately)																		
Product contents	<ul style="list-style-type: none"><li>• Plenum (600mm or 780mm)</li><li>• Fascia (600mm or 780mm)</li><li>• Spigot for 150mm duct</li><li>• Screw, button head (M5) x 1</li></ul>																		
Design	Designed by Expella																		
Performance	<table border="1"><caption>Performance Data Points (Estimated)</caption><thead><tr><th>Flow Rate (L/s)</th><th>Pressure Drop (Pa)</th></tr></thead><tbody><tr><td>30</td><td>4</td></tr><tr><td>40</td><td>7</td></tr><tr><td>50</td><td>11</td></tr><tr><td>60</td><td>16</td></tr><tr><td>70</td><td>22</td></tr><tr><td>80</td><td>29</td></tr><tr><td>90</td><td>37</td></tr><tr><td>95</td><td>38</td></tr></tbody></table>	Flow Rate (L/s)	Pressure Drop (Pa)	30	4	40	7	50	11	60	16	70	22	80	29	90	37	95	38
Flow Rate (L/s)	Pressure Drop (Pa)																		
30	4																		
40	7																		
50	11																		
60	16																		
70	22																		
80	29																		
90	37																		
95	38																		

# **LINEAR SLOT GRILLE** Internal ventilation grille with plenum box

## **DIMENSIONS (mm)**

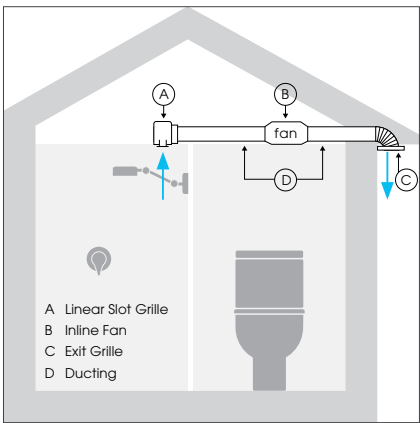
Model	Plenum box						Fascia			
	C	D	E	F	G	H	I	J	K	L
<b>Linear Slot Grille 600</b>	695	190	80	65	108	118	540	600	30	90
<b>Linear Slot Grille 780</b>	870	190	80	55	98	118	720	780	25	86



## **INSTALLATION AND MAINTENANCE**

### **Installation**

It is recommended that installation of the Linear Slot Grille is carried out by a qualified tradesperson, it is to be installed as part of an inline ventilation system or ducted air conditioning system.



The Linear Slot Grille requires a rectangular ceiling cutout.

- 1LSG600: 580mm x 65mm
- 1LSG780: 760mm x 65mm

The grille can be installed on the ceiling or wall, before or after the ceiling is painted.

Please check product specifications with your tradesperson before ordering.

### **Maintenance**

Clean as required with a damp cloth to maintain optimal performance and prevent the buildup of dust and debris.

### **Warranty**

5 year warranty from date of purchase. Refer to Expella's website for full warranty terms and conditions.



### **EXPELLA PTY LTD**

16 Middleton Road,  
Cromer NSW Australia 2099

P +61 2 9981 1622

E info@expella.com.au

@ @expellaventilation

www.expella.com.au